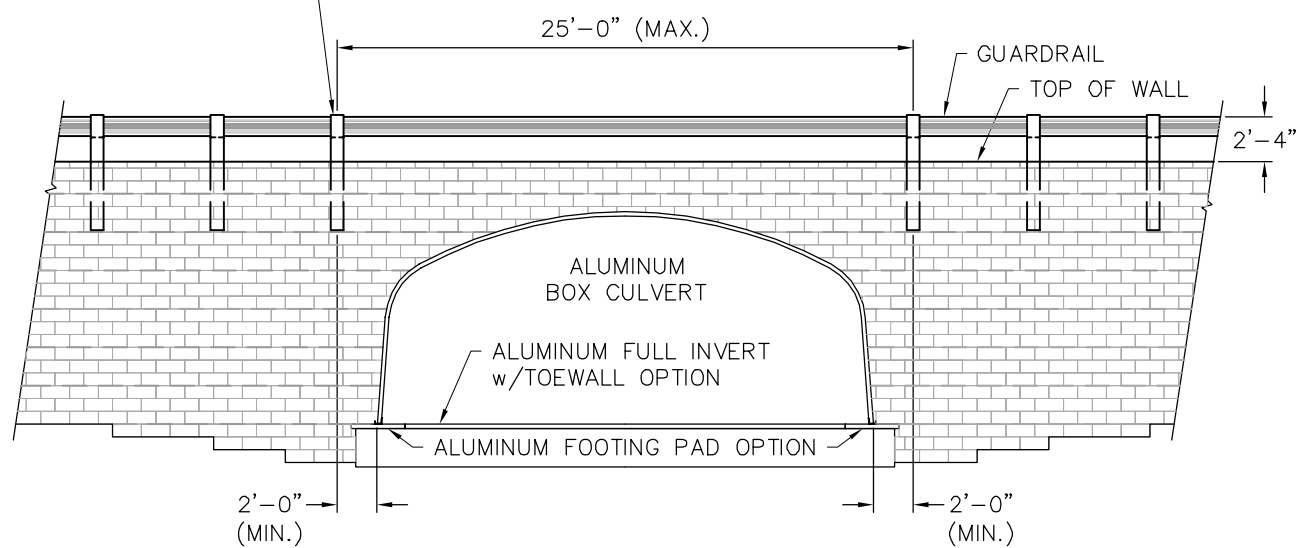


**PLAN**

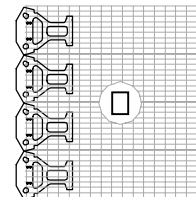
**LONG SPAN GUARDRAIL SYSTEM  
FOR ALUMINUM BOX CULVERTS**  
NO SCALE

6'-0" LONG CRT POSTS w/TWO  
6" x 8" x 1'-2" WOOD BLOCKOUTS

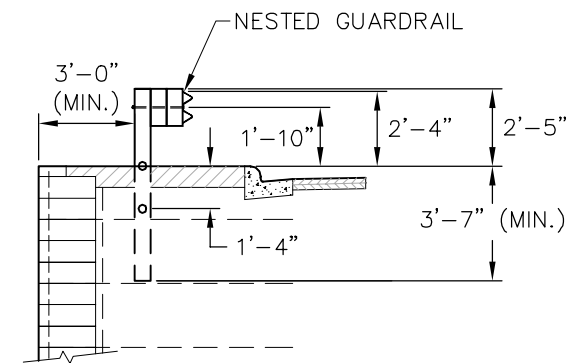


**ELEVATION**

**LONG SPAN GUARDRAIL SYSTEM  
FOR ALUMINUM BOX CULVERTS**  
NO SCALE



**PLAN VIEW**



**STANDARD UNIT SECTION**

**LONG SPAN GUARDRAIL SYSTEM  
FOR ALUMINUM BOX CULVERTS**  
NO SCALE

Rick Magnuson, Keystone Retaining Wall Systems 8/25/00 9:21 AM Key-Consulting

COPYRIGHT (c) 2000 by Keystone Retaining Wall Systems, Inc.

DESIGN IS FOR INTERNAL STABILITY OF THE KEYSTONE WALL STRUCTURE ONLY. EXTERNAL STABILITY, INCLUDING BUT NOT LIMITED TO FOUNDATION AND SLOPE STABILITY, IS THE RESPONSIBILITY OF THE OWNER. THE DESIGN IS BASED ON THE ASSUMPTION THAT THE MATERIAL WITHIN THE RETAINED MASS, METHODS OF CONSTRUCTION, AND QUALITY OF MATERIALS CONFORM TO KEYSTONE'S SPECIFICATIONS FOR THIS PROJECT.

THIS DRAWING IS BEING FURNISHED FOR THIS SPECIFIC PROJECT ONLY. ANY PARTY ACCEPTING THIS DOCUMENT DOES SO IN CONFIDENCE AND AGREES THAT IT SHALL NOT BE DUPLICATED IN WHOLE OR IN PART, NOR DISCLOSED TO OTHERS WITHOUT THE CONSENT OF KEYSTONE RETAINING WALL SYSTEMS, INC.

No.	Date	Revision	By

**KEYSTONE**  
RETAINING WALL SYSTEMS  
4444 West 78th Street  
Minneapolis, MN 55435  
(612) 897-1040

Designed By:  
**RKM**  
Checked By:  
**CDM**  
Date:  
**08/08/00**

Client:  
**CONTECH  
CONSTRUCTION PRODUCTS INC.**  
Scale:  
**AS NOTED**

Title:  
**KEYSTONE WALL/GUARDRAIL DETAILS**  
Project No:  
Drawing No:  
**5**